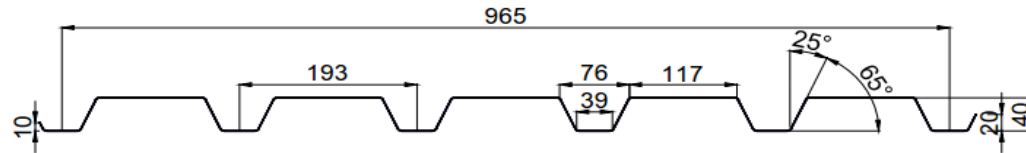




Brühlstrasse 15a, Postfach 108, CH-4416 Bubendorf
 Tel. 061 811 55 45, Fax 061 811 55 47
 www.ridem.ch, info@ridem.ch
 CHE-106.298.459 MWST

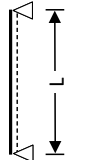
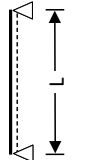
Belastungstabellen

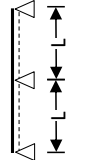
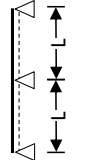
Belastungstabellen nach	EN 1993-3-1:2006 +AC:2009
Stahlqualität	S250GD
Minimal Streckgrenze	250 N/mm ²
Nutzlasten	gleichmässig verteilt
Gebrauchssicherheitsfaktor	$\gamma=1.10$
Tragsicherheitsfaktor	$\gamma=1.65$
Abstand zum Auflagerende	Mindestens 61 mm
Auflagerbreite	La
Blechstärke	t
Verformungen	u

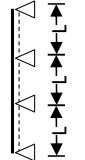
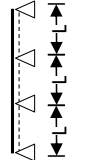


Sekundäre Lage

Massangaben in mm

	Zulässige Traglasten in kN/m ²			Spannweite in m										
	La (mm)	t (mm)	max u	1.20	1.40	1.50	1.60	1.80	2.00	2.20	2.40	2.60	2.80	3.00
	60	0.70	L/150	10.23	6.41	5.20	4.27	2.97	2.15	1.59	1.21	0.93	0.73	0.58
			L/300	5.07	3.17	2.56	2.09	1.45	1.03	0.76	0.56	0.43	0.33	0.25
		0.75	L/150	11.19	7.01	5.69	4.67	3.25	2.35	1.74	1.32	1.02	0.80	0.64
			L/300	5.55	3.46	2.80	2.29	1.58	1.13	0.83	0.62	0.47	0.36	0.28

	Zulässige Traglasten in kN/m ²			Spannweite in m										
	La (mm)	t (mm)	max u	1.20	1.40	1.50	1.60	1.80	2.00	2.20	2.40	2.60	2.80	3.00
	60	0.70	L/150	6.64	5.26	4.73	4.28	3.55	2.99	2.55	2.21	1.92	1.69	1.36
			L/300	6.64	5.26	4.73	4.28	3.25	2.35	1.75	1.33	1.03	0.81	0.64
		0.75	L/150	7.33	5.80	5.20	4.70	3.89	3.28	2.79	2.41	2.10	1.81	1.46
			L/300	7.33	5.80	5.20	4.70	3.48	2.52	1.87	1.42	1.10	0.86	0.69

	Zulässige Traglasten in kN/m ²			Spannweite in m										
	La (mm)	t (mm)	max u	1.20	1.40	1.50	1.60	1.80	2.00	2.20	2.40	2.60	2.80	3.00
	60	0.70	L/150	7.90	6.29	5.66	5.13	4.27	3.61	3.09	2.68	2.34	2.06	1.81
			L/300	7.90	6.29	5.66	5.13	4.27	3.12	2.32	1.77	1.38	1.09	0.87
		0.75	L/150	8.73	6.93	6.24	5.64	4.69	3.96	3.39	2.93	2.56	2.25	1.94
			L/300	8.73	6.93	6.24	5.64	4.61	3.34	2.49	1.90	1.47	1.16	0.93